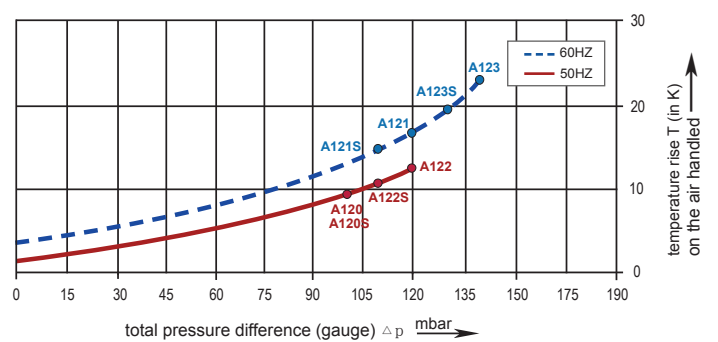
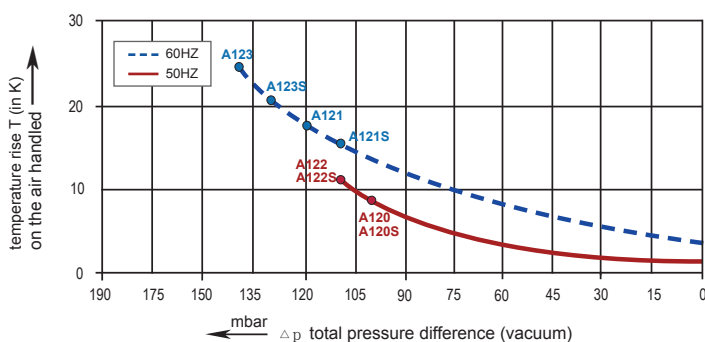
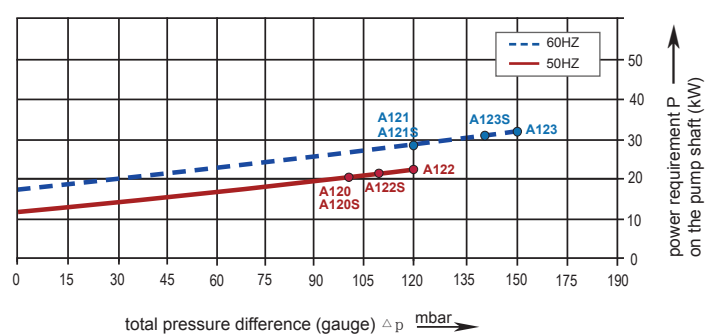
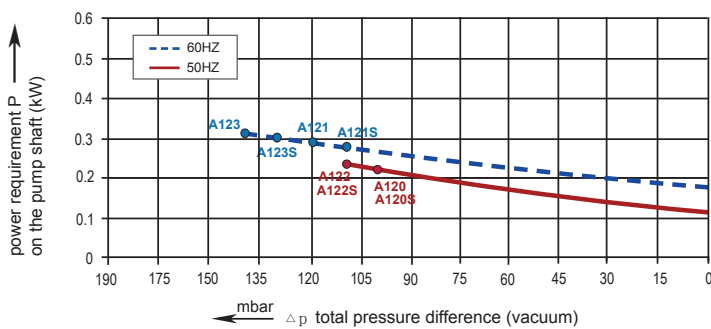
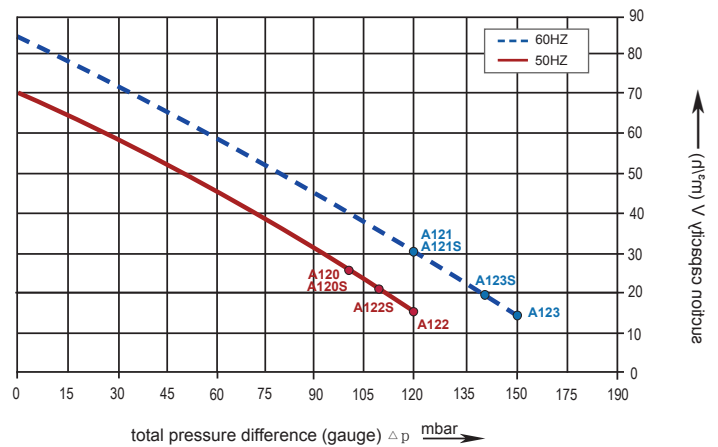
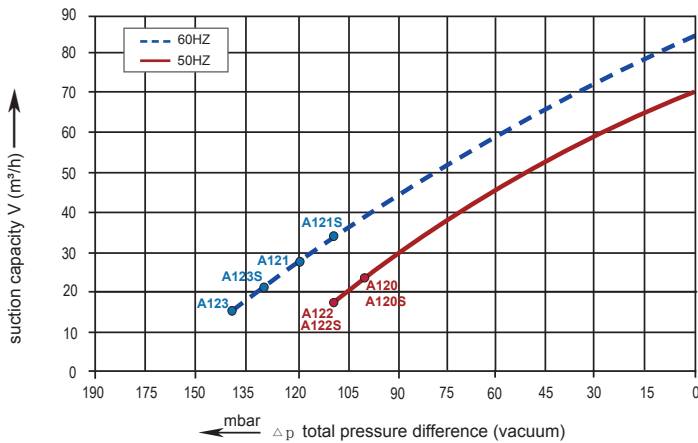




Data sheet 2MV 110

Performance curve for Vacuum pump

Performance curve for Compressor



The performance curves are based on air at a temperature of 15 °C and an atmospheric pressure of 1013 mbar with a tolerance of +/- 10 %. The total pressure differences are valid for suction and ambient temperatures up to 25 °C. For other conditions please confer with us.

Each 2MV type can be applied both as vacuum pump and compressor in continuous operation over the total stated performance curve range. The motors are available as standard for the input voltage range of 50 and 60 Hz and for protection category IP 55 as well as approved for UL and CSA.

Selection and ordering data

Type 2MV 110

Curve No.	Order No.	Fre- quency	Rated power	Input voltage		Input current		Permissible total differential pressure ²⁾		Sound pressure level ³⁾	Weight ca.
				V		A		Vacuum mbar	Pressure mbar		
		Hz	kW								

3~ 50/60 Hz IP55 insulation material class F 1)

A 120	2MV 110-H06	50	0.2	200D ... 240D	345Y...415Y	1.75D	1.0Y	-100	100	48	6
A 121	2MV 110-H06	60	0.23	220D ... 275D	380Y...480Y	1.75D	1.0Y	-120	120	50	6
A 122	2MV 110-H16	50	0.25	200D ... 240D	345Y...415Y	2.1D	1.2Y	-110	120	48	7
A 123	2MV 110-H16	60	0.28	220D ... 275D	380Y...480Y	2.0D	1.15Y	-140	150	50	7

1~ 50/60 Hz IP55 with attached condenser for continuous operation

A 120S	2MV 110-A01	50	0.2	230		1.5		-100	100	48	7
A 121S	2MV 110-A01	60	0.23	230		1.6		-110	120	50	7
A 122S	2MV 110-A11	50	0.25	230		1.7		-110	110	48	8
A 123S	2MV 110-A11	60	0.28	230		1.9		-130	140	50	8



Other voltage ranges		
2MV110-A □ □		
50Hz	60Hz	↑ ↑
3 ~		
185...225 V D/320...390 V Y	200...240 V D/345...415 V Y	H 1
200...240 V D/345...415 V Y	200...275 V D/380...480 V Y	H 6
345...415 V D	380...480 V D	H 7
500 V D	575VD	C 5
Machines according to the ATEX norm 94/4 EG are available for the whole performance range.		
Following types available: Category 3 G, 3/2 G, 3 D and 3/2 D.		
1 ~		
100 / 200 V	100 / 200 V	V 4
115 / 230 V	115 / 230 V	V 5
230V	230V	A 1

Further voltage range on request; please quote in plain text.

All 2MV achieve the standards and norms of the low voltage directive (LVD)2006/95/EC, rotating electrotechnical motor EN 60034-1-2004, electromagnetic compatibility(EMC)EN55014-1/2,EN61000-2/-3/-4/-6.

The motors are designed according to the DIN EN 60 034 / DIN IEC 34-1 and temperature class F.
For the three phase machines the tolerances are +/- 10 % for fixed voltage and +/- 5 % for voltage range.
The single phase machines are designed with a +/- 5 % tolerances. If only 90 % of the maxium allowed pressure will be used for the continuousoperating then the allowed voltage range add to +/- 10 %.
For all single and three phase machines which designed according to the UL and CSA norm (UL 1004-1) the maximum allowed voltage tolerances are - 10 % resp. + 6 %.
The frequency tolerance is maximum +/- 2 %.

Changes in particular of the quoted performance curve, data and weights may occur without prior notice. The data given do not constitute an obligation from our side to deliver as shown.